

Item lineup

Item	LUCICARE AQUA Neo	LUCICARE AQUA Ex	LUCICARE AQUA H	LUCICARE AQUA R	LUCICARE AQUA B	LUCICARE AQUA Ac
Category	Cosmetics product Solution 1	Cosmetics product Solution 1	Cosmetics product Solution 1	Cosmetics product Solution 2	Cosmetics product Solution 2	Cosmetics product Reduction protection solution
Volume	400 mL (for 5 users)	400 mL (for 5 users)	400 mL (for 5 users)	400 mL (for 5 users)	360 g (for 10 users)	400 mL (1/10 dilution)
pH	9.2	9.0	9.0	6.6	6.7	5.0
Alkalinity *Acidity in the case of Ac only	4.9	3.3	2.6	—	—	10.5
Reducing agent/ Oxidizing agent	Cysteamine Thioglycolic acid	Cysteamine Thioglycolic acid	Cysteamine Thioglycolic acid	Bromic acid	Bromic acid	—
Total reducing capacity/ Oxidizing agent concentration	3.4%	2.9%	2.5%	7.0	10.0	—
Wave efficiency	74	60	56	—	—	—

Process/Chemical selection

Process

Pre-shampoo

▶

Pretreatment

\* Use the treatment according to the damage level

▶

Winding

▶

Apply Solution 1.

Leave it as-is for 5 – 15 minutes.

▶

Test curling

Mid-process rinse and LUCICARE AQUA Ac (1/10 dilution)

▶

Apply Solution 2. Leave it as-is for 10 – 15 minutes.







▶

Remove the rods.

▶

Rinse

Guide for chemical selection

Damage level	0	1	2	3	4	5
	Virgin hair	Low damage	Light damage	Medium damage	High damage	Porous hair
	 <div>Hair that is healthy and shiny with no dryness</div>	 <div>Hair that is shiny but has a slight amount of dryness</div>	 <div>Hair that has slightly lost its shine and has some dryness</div>	 <div>Hair that has completely lost its shine and is completely dry</div>	 <div>Hair that is coarse and has reduced elasticity</div>	 <div>Hair that is dry and rough</div>
Pretreatment		PPT do PRECARE			PPT do EXTRA	Not recommended
Chemical selection	Neo					
		EX				
			H			

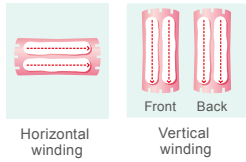
Using the two solutions appropriately

LUCICARE AQUA R (liquid type) is recommended for two-application treatments. LUCICARE AQUA B (bubble type) is recommended for one-application treatments when you wish to increase work efficiency, and for two-application treatments when bouncier waves are required.

How to apply LUCICARE AQUA B

Horizontal winding rods:  
Apply in two lines from one end to the other.

Vertical winding rods:  
Apply in two lines from one end to the other on both the front and back of the rods.



Techniques for increasing work efficiency

Apply LUCICARE AQUA B immediately after applying LUCICARE AQUA R (Leave in the hair for 10 minutes.). Applying the two products one after the other without an interval in between increases work efficiency.



| 人を美しく、地球を美しく |  
Chemistry and Nature Working in Harmony

LUCICARE  
AQUA

# LUCICARE AQUA

## Discovering the new me, realizing everyday comfort

Like the time you moistened your lips with a new lipstick,  
finding a hairstyle that fulfills my desires is sure to give birth to new expression,  
introducing an attractive new me.  
Texture that you want to touch.  
Beautiful waves with soft movement.  
Drawing out new charm:  
LUCICARE AQUA



CHECK  
01

### Contains plant nanocapsules that create a curled style bursting with moisture

The ingredients include plant nanocapsules containing macadamia nut oil<sup>1</sup> and soy bean oil<sup>2</sup>, which both provide high moisturizing effects.

With larger amounts permeating highly damaged areas and lesser amounts permeating areas with little damage, these ingredients completely cover each hair, thoroughly permeating the entire hair to produce shiny, moisture-rich hair.



From the moment I wake up in the morning,  
my hair has a soft, light, gentle texture.




CHECK  
02

### Towards a new soft texture with no feeling of damage

Contains amphiphilic ingredients<sup>3</sup> that incorporate plant nanocapsules, enabling you to enjoy softly textured hair with no feeling of dryness for long periods of time.

### Applicable to a wide range of hair types Creating hairstyles with beautiful waves

Contains SILK PPT<sup>4</sup> (which suppresses cuticle splitting) and KERATIN PPT<sup>5</sup> (which strengthens hair). These two PPT products control damage, creating bouncy waves.



- Amphiphilic ingredients
  - Blends easily with moisturizing ingredients
  - Blends easily into the cortex
- Plant nanocapsule
- Cortex
- KERATIN PPT  
<Internally>
- SILK PPT  
<Externally>

[Solution 1 Contents]

<sup>1</sup>Phytosteryl Macadamiate <sup>2</sup>Phytosterols <sup>3</sup>PPG-9 Diglyceryl Ether

<sup>4</sup>Hydroxypropyltrimonium Hydrolyzed Silk

[Solution 2 Contents]

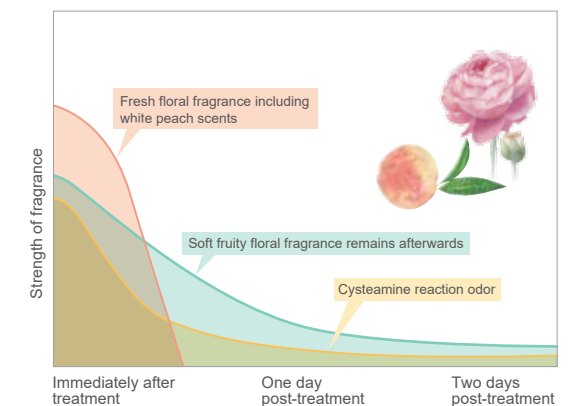
<sup>5</sup>Cocodimonium Hydroxypropyl Hydrolyzed Keratin (wool)

CHECK  
03

### Bringing comfort and pleasure to every day with a soft fragrance

In the salon, enjoy a fresh floral fragrance including white peach scents. At home, enjoy a fruity floral fragrance including gorgeous rose scents.

The use of fragrances with high continuity and masking effects suppresses cysteamine's characteristic residual odor, enabling you to have a comfortable time.



[Image]